



## WOMEN'S GOLF 2016 SILVER LEAGUE ROUND 1 & 2







		Matches Played	Number of Away Won Matches	Number of Home Won Matches	Number of Away Drawn Matches	Number of Home Drawn Matches	Number of Lost Matches	Total Match Points	Games
	Mossel Bay	9	2	4		1	2	21	32
	Fancourt	9	2	4			3	20	30
	Plettenberg Bay	9		4	1		4	14	30
	Oubaai / Kingswood	9	1	2	1	0	5	12	21.5
	Knysna	9		2	1	2	4	10	24
	George	9		2			7	6	18.5

**Points Allocation:**

Games = 1 point for a win and ½ point for a draw

Match Points = Away Win 4 points; Home Win 3 points; Away Draw 2 points; Home Draw 1 point;

UPDATED: 22/09/2016







ROUND 1 & 2		Mossel Bay	Knysna	Plettenberg Bay	Fancourt	Oubaai/ Kingswood	George	Match Points	Games	Total Log Points	Matches Played
	Mossel Bay	XXX	1	3	3	7	7	21	32	53	9
	Fancourt	3	3	3	XXX	7	4	20	30	50	9
	Plettenberg Bay	3	5	XXX	0	3	3	14	30	44	9
	Oubaai / Kingswood	0	5	3	0	XXX	4	12	21.5	33.5	9
	Knysna	2	XXX	1	3	1	3	10	24	34	9
	George	0	3	3	0	0	XXX	6	18.5	24.5	9

**Points Allocation:**

Games = 1 point for a win and ½ point for a draw

Match Points = Away Win 4 points; Home Win 3 points; Away Draw 2 points; Home Draw 1 point;

UPDATED: 22/09/2016







ROUND 2		Mossel Bay	Knysna	Plettenberg Bay	Fancourt	Oubaai/ Kingswood	Knysna	Match Points	Games	Total Log Points	Matches Played
	Mossel Bay	XXX		3	0	4	3	10	13	23	4
	Fancourt	3	3		XXX	4	0	10	13	23	4
	Plettenberg Bay	0	3	XXX		3	0	6	14.5	20.5	4
	George	0	3	3	0		XXX	6	9.5	15.5	4
	Oubaai / Kingswood	0	3	0	0	XXX		3	9.5	12.5	4
	Knysna		XXX	0	0	0	0	0	6.5	6.5	4

**Points Allocation:**

Games = 1 point for a win and ½ point for a draw

Match Points = Away Win 4 points; Home Win 3 points; Away Draw 2 points; Home Draw 1 point;

UPDATED: 22/09/2016

ROUND 1		Mossel Bay	Knysna	Plettenberg Bay	Fancourt	Oubaai/ Kingswood	George	Match Points	Games	Total Log Points	Matches Played
	Mossel Bay	XXX	1	0	3	3	4	11	19	30	5
	Knysna	2	XXX	1	3	1	3	10	17.5	27.5	5
	Fancourt	0	0	3	XXX	3	4	10	17	27	5
	Oubaai / Kingswood	0	2	3	0	XXX	4	9	12	21	5
	Plettenberg Bay	3	2	XXX	0	0	3	8	15.5	23.5	5
	George	0	0	0	0	0	XXX	0	9	9	5